



MODO BELLINI, SMALL PENDANT

PROJECT

Job		Notes
Type		
Part #		

SPECIFICATIONS

- Source** Xicato XTM LED module - up to 2000 lumens
- CCT** 2700K, 3000K, 3500K or 4000K
- Color Consistency** 1x2 SDCM (MacAdam) along BBL, CCT +/- 40K to 70K, Duv +/- .001
- CRI (Ra)** 83 or 98
- Driver / Location** Included / Remote mount or deep canopy options
- Dimming** 0-10V or phase dimming to 10% standard; DALI, DMX and 1% dimming available
- Input Voltage** 100 to 277VAC, phase dimmable versions are 120VAC only
- Power** Up to 24 watts max, depending on LED module / driver
- Reflector** 20°, 40° or 60° - field replaceable without tools
- Optics** Accessories for direct, indirect and diffused lighting options, see page 2
- Material** CNC machined aluminum with stainless steel hardware
- Finish** Powder coat - can be specified with different inside and outside shade colors
- Weight** 2.6 lb. [1.18 kg]
- Location** Listed for Damp locations
- Approvals** ETL Listed to UL 1598, 2108, 8750 and CSA C22.2# 9 & #250.0
- Lifetime** L89 (9000 hrs) > 50,000 hours
- Warranty** Lifetime Limited Warranty - see warranty for details
- IES Files** LM-79-08 IES files available
- Modifications** Any modification or customization is possible - consult factory



ORDERING LOGIC

Model	Driver		Mounting Location	Output	CRI	CCT	Reflector	Optics		Color		Suspension	Options
	Location	Dimming						Reflector Accessories*	Decorative Ring	Outside	Inside		
MSBP													
	R=Remote D=Deep Canopy	N=None P=Phase V=0-10V Z=Other	D=Damp	07=700lm 10=950lm 13=1300lm 20=2000lm	83=83 98=98*	27=2700K 30=3000K 35=3500K 40=4000K	20=20° 40=40° 60=60°	N=None D=Diffuser H=Honeycomb Louver CS=Center Disk Solid CD=Center Disk Diffuser	N=None D=Diffuser	XX (see pg.6) ZZ=Custom	XX (see pg.6) ZZ=Custom	BK=Black Cord WH=White Cord CB=Clear Braided CC=Color Cord (see pg.7)	RS##=Rigid Stem SS##=Swivel Stem (## = length in inches)

*98 CRI not available in 2000lm

*Not available with 83° reflector

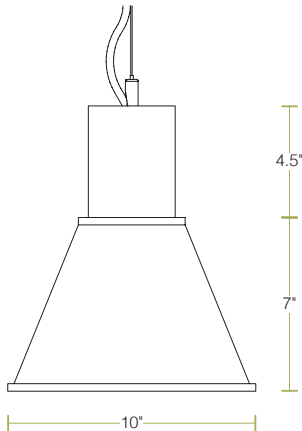
Example Part Number: **MSBP-RND-07832760-NN-L4L1BK**

MODO: Small Bellini Pendant - Remote Driver, No Dimming, Damp Location - 0700 lm, 83 CRI, 2700K, 60° reflector, None, None - L4 Gloss Black, L1 Gloss White, Black Cord

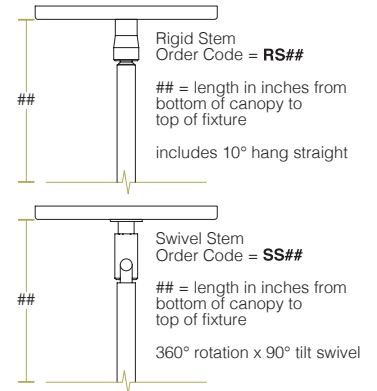
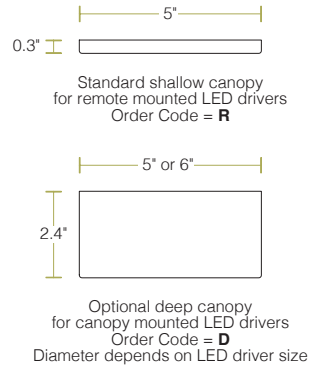


MODO BELLINI, SMALL PENDANT

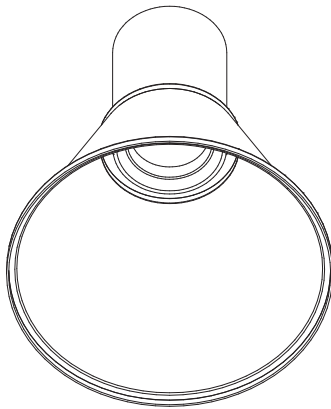
DIMENSIONS



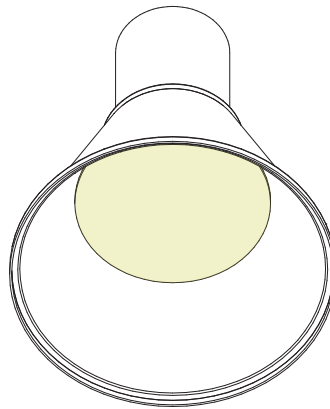
Standard suspension is aircraft cable + cord
Standard cable length = 6"
Cable length is field adjustable
To order longer cable put length in options section at end of part number
All canopies fit standard 3.5" and 4" round and octagonal junction boxes
Not to scale, dimensions are nominal
Consult factory for CAD drawings



Decorative elements can be added to create different lighting effects.
Multiple elements can be combined.



Reflectors
high-efficiency, field changeable reflectors
see ordering logic for details

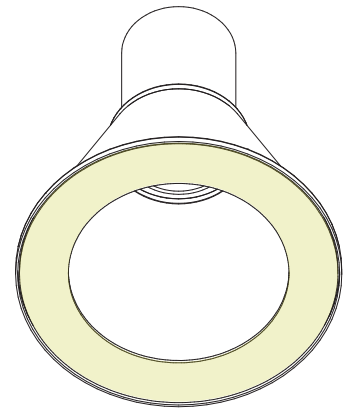


Center Disk
suspended inside the fixture shade

Material Options
Diffuser
Satinice Acrylic disk
Order Code = **CD**

Solid
solid aluminum disk
Order Code = **CS**

NOTE: for solid center disk only
bottom color = inside shell color
top color = white



Decorative Ring
attached inside the bottom of the fixture shade

Material Options
Diffuser
Satinice Acrylic disk
Order Code = **D**



MODO BELLINI, SMALL PENDANT

LED OPTIONS

Reflector Option	LES ¹	CRI	LED Specifications		
			Lumens ^{2,3,4}	Wattage ⁵ (W)	Efficacy ⁶ (lm/W)
20°, 40° & 60°	19mm	Ra = 83 ± 3	720	4.5	160
			965	6.6	146
			1300	9.5	137
			2000	15.2	131
		Ra = 98 R9 ≥ 90 R15 ≥ 95	720	6.3	114
			965	9.2	104
			1300	13.3	98

¹ LES: Light Emitting Surface diameter

² ±10%

³ Source lumens - see photometrics on page 3 for LOR to calculate delivered lumens

⁴ Higher lumen outputs are available in CORE / QUBE 300 and 400 series

⁵ Maximum luminaire wattage including LED driver = LED wattage x 1.2

⁶ Higher efficacies are available via lower drive currents - consult factory

CONTROL OPTIONS

Standard LED Drivers* (included in base price)	Order Code V = 0-10V dimming to 10%
	Order Code P = Phase dimming to 10% Compatible with both forward and reverse phase dimmers
Optional LED Drivers*	eldoLED 0-10V, DALI, or DMX dimming to 0%
	Lutron Hi-lume™ 1%, Lutron Hi-lume™ Premium 0.1% EcoSystem or forward phase dimming to 1%
	Lutron 5-series, EcoSystem dimming to 5%

* All LED drivers must be mounted in a deep canopy or remote

* For EM applications:

All LED drivers may be used with 3rd party inverter style systems

CORD OPTIONS




Black
Order Code = **BK**



White
Order Code = **WH**



Clear Silver Braid
Order Code = **CB**



Cloth Cover
Order Code = **CC**

For dry and damp locations only

Specify cloth cord color in option section at the end of the part number



MODO BELLINI, SMALL PENDANT

PHOTOMETRICS

LM-79-08 IES files available

Beam Angle	Order Code	Intensity Plot (cd) (1300lm)	Polar Plot (cd) (1300lm)	Cone Diagram (1300lm)	Description
20°	20				<p>CBCP = 4627 cd/klm Beam Angle = 21.5° Field Angle = 54.2°</p> <p>LOR = 82% BUG Rating = B1-U0-G0</p> <p>Beam = full width @ 50% Field = full width @ 90%</p>
40°	40				<p>CBCP = 2013 cd/klm Beam Angle = 44.2° Field Angle = 64°</p> <p>LOR = 82% BUG Rating = B1-U0-G0</p> <p>Beam = full width @ 50% Field = full width @ 90%</p>
60°	60				<p>CBCP = 1581 cd/klm Beam Angle = 52.8° Field Angle = 65.2°</p> <p>LOR = 84% BUG Rating = B1-U0-G0</p> <p>Beam = full width @ 50% Field = full width @ 90%</p>



MODO BELLINI, SMALL PENDANT

PHOTOMETRICS

LM-79-08 IES files available

Beam Angle	Order Code	Intensity Plot (cd) (1300lm)	Polar Plot (cd) (1300lm)	Cone Diagram (1300lm)	Description
20°	20				<p>CBCP = 4627 cd/klm Beam Angle = 21.5° Field Angle = 54.2°</p> <p>LOR = 82% BUG Rating = B1-U0-G0</p> <p>Beam = full width @ 50% Field = full width @ 90%</p>
40°	40				<p>CBCP = 2013 cd/klm Beam Angle = 44.2° Field Angle = 64°</p> <p>LOR = 82% BUG Rating = B1-U0-G0</p> <p>Beam = full width @ 50% Field = full width @ 90%</p>
60°	60				<p>CBCP = 1581 cd/klm Beam Angle = 52.8° Field Angle = 65.2°</p> <p>LOR = 84% BUG Rating = B1-U0-G0</p> <p>Beam = full width @ 50% Field = full width @ 90%</p>



MODO BELLINI, SMALL PENDANT

COLOR OPTIONS


Basic Powder Coat



GW
Gloss White



SW
Satin White
AW
Antimicrobial
option



TW
Textured
Matte White



TB
Textured
Matte Black

Satin Anodized Effect Powder Coat



CS
Clear Silver



OB
Oil-Rubbed
Bronze



DB
Dark Bronze



SB
Satin Black

Metallic Powder Coat



SG
Silver Gray



CG
Charcoal
Gray



CU
Copper



BR
Brass

Gloss Powder Coat (80-95% Gloss)



GO
Orange
(RAL 2003)



GR
Red
(RAL 3020)



GM
Magenta
(RAL 4010)



GB
Blue
(RAL 5015)

Special Order




RAL _ _ _ _
Most RAL Classic Colors (80-95% Gloss)
are available for powder coat - consult
ALW. Minimum setup fee applies.
See: alwusa.com/finishes for more information



CAT _ _ _ _
The complete range of powder coat
colors from the Tiger Drylac and TCI
catalogs are available - consult ALW.
Minimum setup fee applies.

Custom



CCM _ _ _ _
Custom powder coat color matching
is available - consult ALW.
Premium setup fee applies.

Printed or on-screen colors are only approximations - consult actual Color Chip Set before specifying


Note: An individual setup fee will apply to each unique Special Order/Custom Finish per purchase order.
(ex: RAL 5023 and RAL 2008 are specified for multiple line items on a purchase order. 2x setup fees will apply)



MODO BELLINI, SMALL PENDANT


CLOTH CORD COLOR OPTIONS

For damp locations only




Solid Color Cloth Cords

1. Peach
2. Pink
3. Neon Pink
4. Hot Pink
5. Neon Coral
6. Red
7. Adobe
8. Orange
9. Neon Orange
10. Goldenrod
11. Sunshine Yellow
12. Neon Yellow
13. Citrus Yellow
14. Olive Green
15. Kelly Green
16. Neon Green
17. Lime Green
18. Mint Green
19. Turquoise
20. Skyblue
62. Electric Blue
21. Cobalt Blue
22. Navy
23. Purple
24. Magenta
25. Blush
26. White
27. Silver
28. Gray
29. Black
30. Antique Brown
31. Chocolate Brown
32. Flax
33. Khaki
34. Sand
35. Ivory



Patterned Cloth Cords

36. White & Gray Dot
37. Gray & Citrus Yellow Dot
38. Neutral Tweed
39. Cool Tweed
40. Warm Tweed
41. Magenta & Orange Stripe
42. Turquoise & Brown Stripe
43. Green Argyle
44. Turq. & Yellow Houndstooth
45. Navy & Coral Houndstooth
46. Brown & Ivory Houndstooth
47. Black & White Houndstooth
48. Black & White Zigzag
49. Red & White Zigzag
50. Yellow & White Zigzag



Metallic Cloth Cords

51. Pearl Metallic
52. Champagne Metallic
53. Yellow Gold Metallic
54. Brass Metallic
55. Copper Metallic
56. Copper Penny
57. Currant Metallic
58. Bronze Metallic
59. Gunmetal
60. Black Patent
61. Black Satin

Specify **cloth cord color** in option section at the end of the part number
Printed or on-screen colors are only approximations - consult sample before specifying