



MASTERSPOKE

RPDO8 | STEM MOUNT

STANDARD SIZES

82.25" Diameter
Stem Lengths from 1 foot to 6 feet

LED LAMPING

90+ CRI - 2700K/3000K/3500K/4000K
Output Options: Standard
Dimming down to 0%

FINISH

18 standard finishes available at no extra charge
RAL classic colors, TCI / Tiger Drylac catalog colors, and custom color
match also available

CONSTRUCTION

Industrial Strength Extruded Aluminum Frame





PRODUCT SUBMITTAL WORKSHEET

SAMPLE PRODUCT CODE

RPD08-P1 – 82.6 – 3500 – 0/10V/1% – BK – UNV – EMB
1 2 3 4 5 6 7

1. BASE MODEL

■ RPD08-P1 Pendant

2. SIZE (CHOOSE ONE)

- ☐ 82.1 82.25 inch diameter, 1 foot nominal stem
- ☐ 82.2 82.25 inch diameter, 2 foot nominal stem
- ☐ 82.3 82.25 inch diameter, 3 foot nominal stem
- ☐ 82.4 82.25 inch diameter, 4 foot nominal stem
- ☐ 82.5 82.25 inch diameter, 5 foot nominal stem
- ☐ 82.6 82.25 inch diameter, 6 foot nominal stem

3. LED LAMPING (CHOOSE ONE)

- ☐ 2700 2700K (very warm)
- ☐ 3000 3000K (warm)
- ☐ 3500 3500K (slightly warm)
- ☐ 4000 4000K (neutral)

APPROX. DELIVERED LUMENS	APPROX. WATTS
22,500 LM (WHITE)	324 W (WHITE)

4. REMOTE DRIVER (CHOOSE ONE)

- ☐ 0/10V/S 0-10V dimming down to 10% (Standard Dimming)
- ☐ 0/10V/1% 0-10V dimming down to 1%
- ☐ 0/10V/0% 0-10V premium dimming down to 0%
- ☐ DMX DMX flicker-free dimming down to 0%









5. FINISH (CHOOSE ONE. SEE PAGE 5 FOR LARGER SWATCHES AND ADDITIONAL INFORMATION)

STANDARD FINISHES




ALUMINUM

☐ **BA**  Brushed Aluminum





BASIC POWDER COAT

☐ **GW**  Gloss White
☐ **SW**  Satin White
☐ **AW**   Antimicrobial Satin White
☐ **TW**  Textured Matte White
☐ **TB**  Textured Matte Black

METALLIC POWDER COAT

☐ **SG**  Silver Gray
☐ **CG**  Charcoal Gray
☐ **CU**  Copper
☐ **BR**  Brass




SATIN ANODIZED EFFECT POWDER COAT

☐ **CS**  Clear Silver
☐ **OB**  Oil-Rubbed Bronze
☐ **DB**  Dark Bronze
☐ **SB**  Satin Black

GLOSS POWDER COAT (80-95% GLOSS)

☐ **GO**  Orange (RAL 2003)
☐ **GR**  Red (RAL 3020)
☐ **GM**  Magenta (RAL 4010)
☐ **GB**  Blue (RAL 5015)

SPECIAL ORDER FINISHES

☐ **RAL_____**  Specify RAL Classic Color (Ex: RAL 3003) - Most RAL Colors are available for powder coat. See www.alwusa.com/finishes
☐ **CAT_____**  Specify Catalog Colors - Specify colors from the [Tiger Drylac](#) and [TCI](#) catalogs
☐ **CCM_____**  Custom Color Match - Specify a custom powder coat color match

6. VOLTAGE

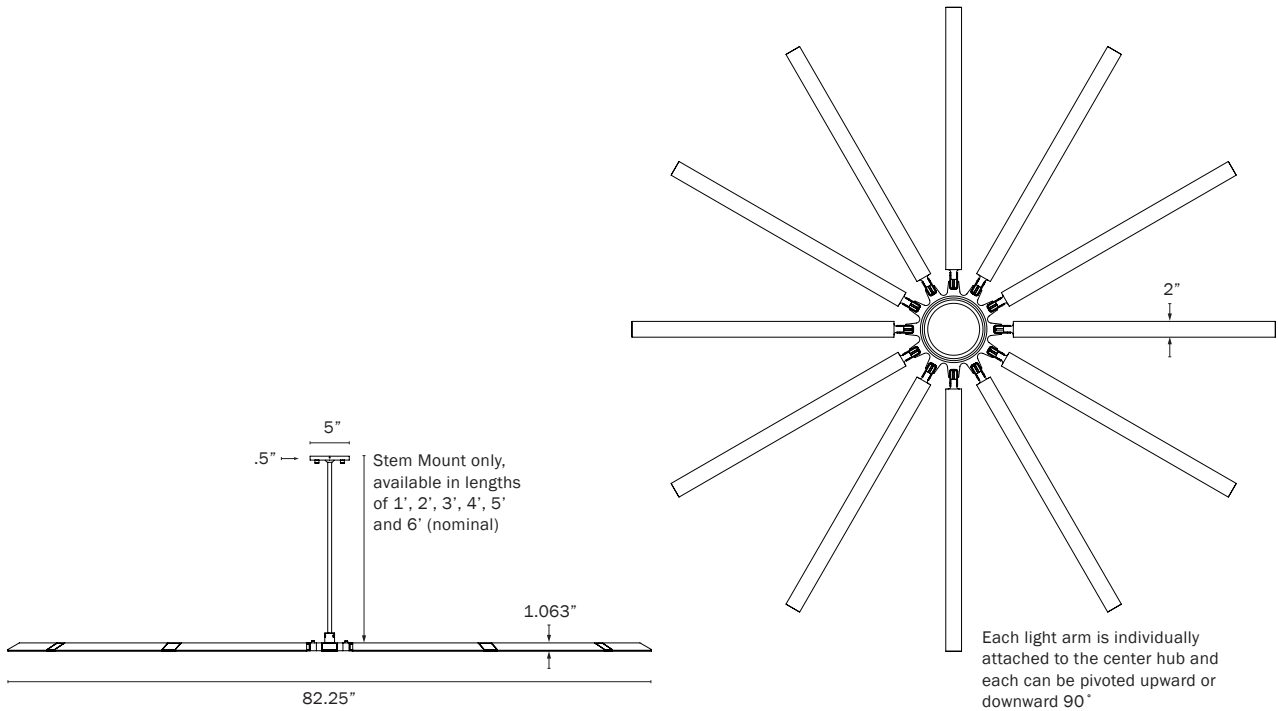
☒ **UNV** Universal Voltage (120VAC-277VAC)

7. EMERGENCY OPTIONS (OPTIONAL)

☐ **EMB** Emergency Battery Pack



MECHANICAL DIAGRAMS



MASTERSPOKE VOLTAGE DROP CHART FOR REMOTE DRIVERS – 24VDC

For best performance, ensure proper wire gauge is installed between the remote LED driver and canopy that is dropping power to your fixture. This chart only applies to RPD08 at 24VDC. Do not use this chart to calculate voltage drop for other fixtures.

WIRE GAUGE	White LED 81W (x4)	RGB/RGBW 45W (x4)
18 AWG	8 ft.	22 ft.
16 AWG	18 ft.	39 ft.
14 AWG	34 ft.	68 ft.
12 AWG	59 ft.	112 ft.
10 AWG	98 ft.	184 ft.



STANDARD FINISHES

Standard finishes are available at no additional charge.

ALUMINUM



Brushed
Aluminum

BASIC POWDER COAT



Gloss
White




Satin
White



Antimicrobial
Satin
White



Textured
Matte
White



Textured
Matte
Black

METALLIC POWDER COAT



Silver
Gray



Charcoal
Gray



Copper



Brass

SATIN ANODIZED EFFECT POWDER COAT




Clear
Silver



Oil-Rubbed
Bronze



Dark
Bronze



Satin
Black

GLOSS POWDER COAT (80-95% GLOSS)



Orange
RAL 2003



Red
RAL 3020



Magenta
RAL 4010



Blue
RAL 5015

SPECIAL ORDER FINISHES*



RAL CLASSIC COLORS (80-95% GLOSS): RAL_ _ _ _

Most RAL Classic Colors are available for a minimum setup fee. On your specification submittal choose your RAL color by entering the 4-digit RAL code (Ex: RAL 3003).

See www.alwusa.com/finishes



CUSTOM COLOR MATCH: CCM_ _ _ _

Custom powder coat color matching is available for a premium setup fee. Consult ALW for additional information.



CATALOG COLORS: CAT_ _ _ _

The complete range of powder coat colors from [Tiger Drylac](#) and [TCI](#) catalogs are available for a minimum setup fee. Consult ALW for a catalog color you would like to specify.

*An individual setup fee will apply to each unique Special Order Finish per purchase order.

(ex: RAL 5023 and RAL 2008 are specified for multiple line items on a purchase order. 2x setup fees will apply)



ADDITIONAL OPTIONS & SPECIFICATIONS

HOUSING

100% recyclable, extruded architectural grade aluminum

SAFETY & REGULATORY

ETL Listed (U.S. & Canada). Suitable for dry locations only.
Conforms to UL std. 2108, Low Voltage Luminaires / Low Voltage Lighting Systems.
Certified to CSA std. C22.2#250.0:2008 Ed. 3+G1;G2.

OPERATING TEMPERATURE

Luminaire should be installed and operated ONLY in environments where the ambient temperature ranges from -4 °F to 122 °F (-20 °C to 50 °C). Luminaire operation in environments outside the listed temperature range voids the warranty AND may damage the product or adversely impact lamp life, lumen output and color consistency.