



# MODO TORO, SMALL PENDANT

## PROJECT

Job		Notes
Type		
Part #		

## SPECIFICATIONS

- Source** Xicato XTM LED module - up to 2000 lumens
- CCT** 2700K, 3000K, 3500K or 4000K
- Color Consistency** 1x2 SDCM (MacAdam) along BBL, CCT +/- 40K to 70K, Duv +/- .001
- CRI (Ra)** 83 or 98
- Driver / Location** Included / Remote mount or deep canopy options
- Dimming** 0-10V or phase dimming to 10% standard; DALI, DMX and 1% dimming available
- Input Voltage** 100 to 277VAC, phase dimmable versions are 120VAC only
- Power** Up to 24 watts max, depending on LED module / driver
- Reflector** 20°, 40° or 60° - field replaceable without tools
- Optics** Accessories for direct, indirect and diffused lighting options, see page 2
- Material** CNC machined aluminum with stainless steel hardware
- Finish** Powder coat - can be specified with different inside and outside shade colors
- Weight** 5.00 lb. [2.27 kg]
- Location** Listed for Damp locations
- Approvals** ETL Listed to UL 1598, 2108, 8750 and CSA C22.2# 9 & #250.0
- Lifetime** L89 (9000 hrs) > 50,000 hours
- Warranty** Lifetime Limited Warranty - see warranty for details
- IES Files** LM-79-08 IES files available
- Modifications** Any modification or customization is possible - consult factory



## ORDERING LOGIC

Model	Driver		Mounting Location	Output	CRI	CCT	Reflector	Optics		Color		Cords	Suspension	Options
	Location	Dimming						Reflector	Accessories	Outside	Inside			
MSTP														
	R=Remote D=Deep Canopy	N=None P=Phase V=0-10V Z=Other	D=Damp	07=700lm 10=950lm 13=1300lm 20=2000lm	83=83 98=98*	27=2700K 30=3000K 35=3500K 40=4000K	20=20° 40=40° 60=60°	N=None D=Diffuser H=Honeycomb Louver		XX (see pg.5) ZZ=Custom	XX (see pg.5) ZZ=Custom	BK=Black Cord WH=White Cord CB=Clear Braid CC=Color Cord (see pg.6)	SP=Single Point Mounting MP=Multi Point Mounting	

\*98 CRI not available  
in 2000lm

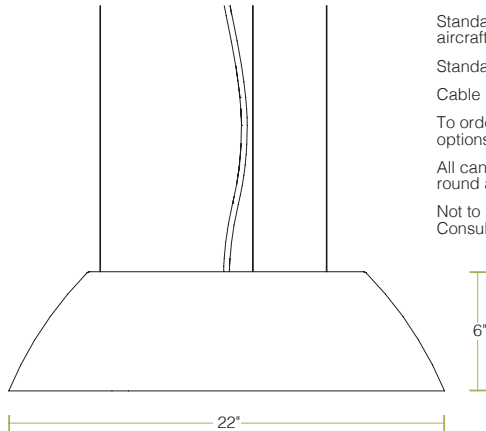
Example Part Number: **MSTP-RND-078327CD-NN-L4L1BK**

**MODO:** Small Toro Pendant - Remote Driver, No Dimming, Damp Location - 0700 lm, 83 CRI, 2700K, 60° Reflector - None, None - L4 Gloss Black, L1 Gloss White, Black Cord, Multi Point Mounting



# MODO TORO, SMALL PENDANT

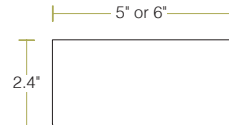
## DIMENSIONS



Standard suspension is aircraft cable + cord  
Standard cable length = 6"  
Cable length is field adjustable  
To order longer cable put length in options section at end of part number  
All canopies fit standard 3.5" and 4" round and octagonal junction boxes  
Not to scale, dimensions are nominal  
Consult factory for CAD drawings



Standard shallow canopy  
for remote mounted LED drivers  
Order Code = **R**



Optional deep canopy  
for canopy mounted LED drivers  
Order Code = **D**  
Diameter depends on LED driver size



# MODO TORO, SMALL PENDANT

## LED OPTIONS

Reflector Option	LES <sup>1</sup>	CRI	LED Specifications		
			Lumens <sup>2,3,4</sup>	Wattage <sup>5</sup> (W)	Efficacy <sup>6</sup> (lm/W)
20°, 40° & 60°	19mm	Ra = 83 ± 3	720	4.5	160
			965	6.6	146
			1300	9.5	137
			2000	15.2	131
		Ra = 98 R9 ≥ 90 R15 ≥ 95	720	6.3	114
			965	9.2	104
			1300	13.3	98

<sup>1</sup> LES: Light Emitting Surface diameter

<sup>2</sup> ±10%

<sup>3</sup> Source lumens - see photometrics on page 3 for LOR to calculate delivered lumens

<sup>4</sup> Higher lumen outputs are available in CORE / QUBE 300 and 400 series

<sup>5</sup> Maximum luminaire wattage including LED driver = LED wattage x 1.2

<sup>6</sup> Higher efficacies are available via lower drive currents - consult factory

## CONTROL OPTIONS

Standard LED Drivers* (included in base price)	Order Code <b>V</b> = 0-10V dimming to 10%
	Order Code <b>P</b> = Phase dimming to 10% Compatible with both forward and reverse phase dimmers
Optional LED Drivers*	eldoLED 0-10V, DALI, or DMX dimming to 0%
	Lutron Hi-lume™ 1%, Lutron Hi-lume™ Premium 0.1% EcoSystem or forward phase dimming to 1%
	Lutron 5-series, EcoSystem dimming to 5%

\* All LED drivers must be mounted in a deep canopy or remote

\* For EM applications:

All LED drivers may be used with 3rd party inverter style systems

## CORD OPTIONS




Black  
Order Code = **BK**



White  
Order Code = **WH**



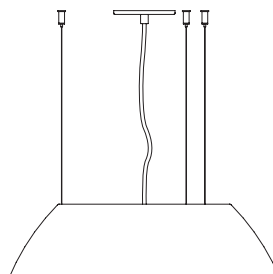
Clear Silver Braid  
Order Code = **CB**



Cloth Cover  
Order Code = **CC**

For dry and damp locations only

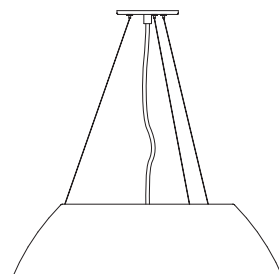
Specify cloth cord color in option section at the end of the part number



Multi Point Suspension  
Order Code = **MP**

Requires J-Box for canopy  
3x Aircraft cable grippers mounted to ceiling

Small=120° apart 13.25" mounting circle diameter  
Large=120° apart 25.25" mounting circle diameter



Single Point Suspension  
Order Code = **SP**

Requires J-Box for canopy  
Aircraft cable grippers mounted to ceiling

## SUSPENSION



# MODO TORO, SMALL PENDANT

## PHOTOMETRICS

LM-79-08 IES files available

Beam Angle	Order Code	Intensity Plot (cd) (1300lm)	Polar Plot (cd) (1300lm)	Cone Diagram (1300lm)	Description
20°	20			<p>           Illuminance at Center      Beam Diameter            5' 182 fc      1.9'            10' 45 fc      3.8'            15' 20 fc      5.7'            20' 11 fc      7.5'         </p>	CBCP = 4544 cd/klm Beam Angle = 21.3° Field Angle = 57.5° LOR = 86% BUG Rating = B1-U0-G0 Beam = full width @ 50% Field = full width @ 90%
40°	40			<p>           Illuminance at Center      Beam Diameter            5' 78 fc      4.0'            10' 20 fc      8.0'            15' 9 fc      12.0'            20' 5 fc      16.0'         </p>	CBCP = 1961 cd/klm Beam Angle = 43.6° Field Angle = 74.6° LOR = 86% BUG Rating = B1-U0-G0 Beam = full width @ 50% Field = full width @ 90%
60°	60			<p>           Illuminance at Center      Beam Diameter            5' 55 fc      5.4'            10' 14 fc      10.8'            15' 6 fc      16.3'            20' 3 fc      21.7'         </p>	CBCP = 1381 cd/klm Beam Angle = 56.9° Field Angle = 87.3° LOR = 91% BUG Rating = B1-U0-G0 Beam = full width @ 50% Field = full width @ 90%



# MODO TORO, SMALL PENDANT

## PHOTOMETRICS

LM-79-08 IES files available

Beam Angle	Order Code	Intensity Plot (cd) (1300lm)	Polar Plot (cd) (1300lm)	Cone Diagram (1300lm)	Description
20°	20			<p> <b>Illuminance at Center</b>      <b>Beam Diameter</b>            5' 182 fc      1.9'            10' 45 fc      3.8'            15' 20 fc      5.7'            20' 11 fc      7.5'         </p>	CBCP = 4544 cd/klm Beam Angle = 21.3° Field Angle = 57.5° LOR = 86% BUG Rating = B1-U0-G0 Beam = full width @ 50% Field = full width @ 90%
40°	40			<p> <b>Illuminance at Center</b>      <b>Beam Diameter</b>            5' 78 fc      4.0'            10' 20 fc      8.0'            15' 9 fc      12.0'            20' 5 fc      16.0'         </p>	CBCP = 1961 cd/klm Beam Angle = 43.6° Field Angle = 74.6° LOR = 86% BUG Rating = B1-U0-G0 Beam = full width @ 50% Field = full width @ 90%
60°	60			<p> <b>Illuminance at Center</b>      <b>Beam Diameter</b>            5' 55 fc      5.4'            10' 14 fc      10.8'            15' 6 fc      16.3'            20' 3 fc      21.7'         </p>	CBCP = 1381 cd/klm Beam Angle = 56.9° Field Angle = 87.3° LOR = 91% BUG Rating = B1-U0-G0 Beam = full width @ 50% Field = full width @ 90%



# MODO TORO, SMALL PENDANT

## COLOR OPTIONS

### Basic Powder Coat



**GW**  
Gloss White



**SW**  
Satin White  
**AW**   
Antimicrobial  
option



**TW**  
Textured  
Matte White



**TB**  
Textured  
Matte Black

### Satin Anodized Effect Powder Coat



**CS**  
Clear Silver



**OB**  
Oil-Rubbed  
Bronze



**DB**  
Dark Bronze



**SB**  
Satin Black

### Metallic Powder Coat



**SG**  
Silver Gray



**CG**  
Charcoal  
Gray



**CU**  
Copper



**BR**  
Brass

### Gloss Powder Coat (80-95% Gloss)



**GO**  
Orange  
(RAL 2003)



**GR**  
Red  
(RAL 3020)



**GM**  
Magenta  
(RAL 4010)



**GB**  
Blue  
(RAL 5015)

### Special Order




**RAL** \_ \_ \_ \_  
Most RAL Classic Colors (80-95% Gloss)  
are available for powder coat - consult  
ALW. Minimum setup fee applies.  
See: [alwusa.com/finishes](http://alwusa.com/finishes) for more information



**CAT** \_ \_ \_ \_  
The complete range of powder coat  
colors from the Tiger Drylac and TCI  
catalogs are available - consult ALW.  
Minimum setup fee applies.

### Custom



**CCM** \_ \_ \_ \_  
Custom powder coat color matching  
is available - consult ALW.  
Premium setup fee applies.

Printed or on-screen colors are only approximations - consult actual Color Chip Set before specifying


Note: An individual setup fee will apply to each unique Special Order/Custom Finish per purchase order.  
(ex: RAL 5023 and RAL 2008 are specified for multiple line items on a purchase order. 2x setup fees will apply)



# MODO TORO, SMALL PENDANT


## CLOTH CORD COLOR OPTIONS

For damp locations only




### Solid Color Cloth Cords

1. Peach
2. Pink
3. Neon Pink
4. Hot Pink
5. Neon Coral
6. Red
7. Adobe
8. Orange
9. Neon Orange
10. Goldenrod
11. Sunshine Yellow
12. Neon Yellow
13. Citrus Yellow
14. Olive Green
15. Kelly Green
16. Neon Green
17. Lime Green
18. Mint Green
19. Turquoise
20. Skyblue
62. Electric Blue
21. Cobalt Blue
22. Navy
23. Purple
24. Magenta
25. Blush
26. White
27. Silver
28. Gray
29. Black
30. Antique Brown
31. Chocolate Brown
32. Flax
33. Khaki
34. Sand
35. Ivory



### Patterned Cloth Cords

36. White & Gray Dot
37. Gray & Citrus Yellow Dot
38. Neutral Tweed
39. Cool Tweed
40. Warm Tweed
41. Magenta & Orange Stripe
42. Turquoise & Brown Stripe
43. Green Argyle
44. Turq. & Yellow Houndstooth
45. Navy & Coral Houndstooth
46. Brown & Ivory Houndstooth
47. Black & White Houndstooth
48. Black & White Zigzag
49. Red & White Zigzag
50. Yellow & White Zigzag



### Metallic Cloth Cords

51. Pearl Metallic
52. Champagne Metallic
53. Yellow Gold Metallic
54. Brass Metallic
55. Copper Metallic
56. Copper Penny
57. Currant Metallic
58. Bronze Metallic
59. Gunmetal
60. Black Patent
61. Black Satin

Specify **cloth cord color** in option section at the end of the part number  
Printed or on-screen colors are only approximations - consult sample before specifying